

LED ECO Street Lantern Light 50W/7,000lm c/w Photocell NEMA Dusk til Dawn Sensor

\$129.93

7,000lm

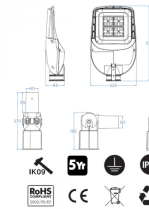


50W
Replaces
100W SON



LED Eco Street Lantern Light DIMENSIONS

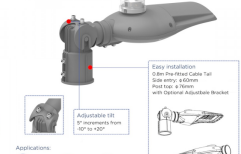
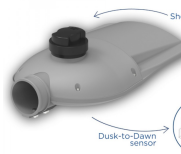
DURABLE, ROBUST AND DEFENDABLE



PHOTOCELL ENABLED

FOR UP TO 80% SAVINGS ON ELECTRICITY

Performance-Optimized Design & Robust Construction



PRODUCT INFORMATION

LED Type	LM80 3030 LEDs
Warranty	5 Year
Part L Compliant	Yes
Dimensions	370mm x 225mm x 93mm
Weight	2.5kg
Windage	0.08m ²
Socket Type	60mm Side Entry 76mm Post Top Entry (with Adjustable Bracket)
Equivalent to	3-6m 100W SON

TECHNICAL SPECIFICATIONS

Power Consumption	50W
Input Voltage	100-277V AC
Power Factor	>0.95
Operating Temperature	-40°C to 50°C
L70 Rated Lifetime	+50,000hrs
Ingress Protection	IP66

LUMEN PERFORMANCE

Luminous Efficiency	140lm/W
Beam Angle	150° x 80°
CRI (Colour Rendering Index)	>70Ra
Lumen Output	7,000lm

AVAILABLE OPTIONS

PRODUCT INFORMATION

TECHNICAL SPECIFICATIONS

LUMEN PERFORMANCE

AVAILABLE OPTIONS

Colour Temperature	Natural White (4000-4500K)
3-Hour Emergency Version	No
Built-in Microwave Occupancy Detector	No
1-10V Dimmable	Available on Request
DALI Dimmable	Available on Request

****Fitting Comes inclusive with integral 3-Pin NEMA Socket and Lucy Zodion 70lux Photocell****

The LED ECO Street Lantern Light is an economical solution for a wide range of exterior lighting applications. The luminaire comes in a range of lumen packages from 20-60W and is designed for column/post mounting at heights of 3 - 8m. The IP66 body is designed for exterior environments, with a sleek silvery grey die-cast aluminium body for harsh weather environments and an IK09 mechanical impact rating.

The luminaire is great for urban applications such as car parks, roads, foot paths, residential areas, housing developments, zebra crossings and pedestrian areas. The PMMA optic lens ensures a high degree of uniformity across a range of spaces and reduced light spillage, thus further enhancing this 140lm/W efficacy of this light to give optimum lux levels throughout. Furthermore, the LED ECO Street Lantern Light features an inbuilt 3-pin NEMA socket and Lucy Zodion photocell dusk til dawn sensor for further energy savings.

Additional benefits of the light include a +50,000hour maintenance free performance and minimal disturbance to nocturnal wildlife due to the lack of the UV/IR spectrum associated with LED photometric characteristics.

The LED ECO Street Lantern Light is 60mm side entry unit as standard, but has the option of an additional adjustable tilt bracket which mounts direct onto a 76mm column (available as an extra in the drop down options). This bracket can be adjusted -10° to +20° from the horizontal plane.

[DOWNLOAD PRODUCT INSTALLATION MANUAL / GUIDE](#)