


3m Flange Plated Lighting Column (Bolt Down) - Street Lamp Post Galvanised Steel (76mm Shaft/140mm Base)

£221.00












Flange Plated Lighting Column 3m (Bolt Down) - Steel Galvanised Tubular Street Lamp Post (76mm Shaft / 140mm Base) c/w with door (500mm x 100mm) and wooden backboard/ Column Weight 32kg. Maximum head load (Kg/m²) = 25 /0.5 for terrain category 3. Hot dipped galvanised. .Standard duty lighting column suitable for road, residential, CCTV/security features and general amenity areas, with street lanterns, floodlights & post top amenity luminaires (please see related accessories).










PLEASE NOTE - Weight & Windage must be checked for suitability of the column against the installation postcode. Please email us for more information prior to purchase. It is the responsibility of the installer to ensure columns are installed safely and correctly, no liability will be accepted by The LED Store/supplier. In certain cases a ground survey may be required prior to installation.

Requires M16 foundation bolt set & may require template for fitting - items sold separately. Unit does not include the column door key. Please see the link to this product below.

[M8 COLUMN DOOR KEY](#)

									
	Height Above Ground (m)	Root (Below Ground)	Base Diameter (mm)	Shaft Diameter (mm)	Base Height (mm)	Shaft Height (mm)	Max Head Weight kg/m ²	Weight (kg)	Min Concrete Diameter* (mm)
LST-3M COL	3m	800mm	Ø140mm	Ø76mm	1250mm	1690mm	40kg / 0.4	27kg	950mm
LST-4M COL	4m	800mm	Ø140mm	Ø76mm	1250mm	2690mm	40kg / 0.4	32kg	950mm
LST-5M COL	5m	800mm	Ø140mm	Ø76mm	1250mm	3675mm	40kg / 0.4	37kg	525mm
LST-6M COL	6m	1000mm	Ø140mm	Ø76mm	1250mm	4660mm	40kg / 0.4	47kg	269mm
LST-8M COL	8m	1200mm	Ø168mm	Ø89mm	1250mm	6630mm	30kg / 0.3	80kg	262mm
LST-10M COL	10m	1500mm	Ø168mm	Ø114mm	1250mm	8600mm	30kg / 0.28	120kg	239mm
LST-12M COL	12m	1700mm	Ø194mm	Ø114mm	1250mm	9840mm	40kg / 0.33	190kg	262mm

*Root concrete diameter based on poor soil or better, minimum 230kN/m² per m

									
	Height Above Ground (m)	Flange Plate Size (mm)	Base Diameter (mm)	Shaft Diameter (mm)	Base Height (mm)	Shaft Height (mm)	Max Head Weight kg/m ²	Weight (kg)	Concrete Dimensions* (mm)
LST-3M COLFP	3m	280mm x 280mm	Ø140mm	Ø76mm	1250mm	1690mm	40kg / 0.4	30kg	700 x 700 x 800
LST-4M COLFP	4m	280mm x 280mm	Ø140mm	Ø76mm	1250mm	2690mm	40kg / 0.4	32kg	700 x 700 x 800
LST-5M COLFP	5m	280mm x 280mm	Ø140mm	Ø76mm	1250mm	3675mm	40kg / 0.4	39kg	750 x 750 x 800
LST-6M COLFP	6m	280mm x 280mm	Ø140mm	Ø76mm	1250mm	4660mm	40kg / 0.4	47kg	750 x 750 x 800
LST-8M COLFP	8m	320mm x 320mm	Ø168mm	Ø89mm	1250mm	6630mm	30kg / 0.3	89kg	850 x 850 x 900

*Concrete dimensions based on a minimum ground bearing pressure of 150kN/m² per m (Width x Width x Height)