

## LED Premium Street Light 90w c/w Photocell NEMA Dusk til Dawn Sensor Flicker Free

**\$213.12**

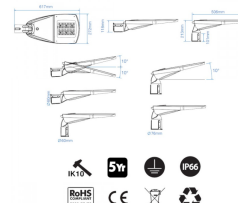
**12,600lm**



**90W**  
Replaces  
**150W MHL**



### LED Premium Street Light DIMENSIONS



### Performance-Optimized Design & Robust Construction

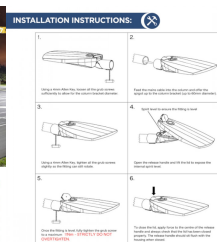


### PHOTOCELL ENABLED

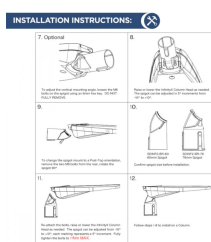
FOR UP TO 80% SAVINGS ON ELECTRICITY

### DURABLE, ROBUST AND DEPENDABLE

ULTRASONIC PROTECTANT



### DARK SKY FRIENDLY



### PRODUCT INFORMATION

LED Type	SMD3030 LEDs
Warranty	5 Year
Part L Compliant	Yes
Dimensions	617mm x 212mm x 118mm
Weight	5.35kg
Windage	0.13m <sup>2</sup>
Socket Type	Optional 3 pin NEMA Socket
Equivalent to	70 MHL

### TECHNICAL SPECIFICATIONS

Power Consumption	90W
Input Voltage	100-280V AC
Power Factor	>0.96
Operating Temperature	-20°C to 65°C
L70 Rated Lifetime	+100,000hrs

## PRODUCT INFORMATION

## TECHNICAL SPECIFICATIONS

Ingress Protection IP66

### LUMEN PERFORMANCE

Luminous Efficiency 140lm/W  
Beam Angle 150° x 80°  
CRI (Colour Rendering Index) >80Ra  
Lumen Output 12,600lm

### AVAILABLE OPTIONS

Colour Temperature 3000K (Dark Sky Friendly- 0% ULOR) 4000K  
3-Hour Emergency Version No  
Built-in Microwave Occupancy Detector No  
1-10V Dimmable Available on Request  
DALI Dimmable Available on Request

**\*\*Fitting Comes inclusive with integral 3-Pin NEMA Socket and Lucy Zodion 70lux Photocell\*\***

Luminaire designed for column/post mounting at heights of 4 - 16m, with a range of sizes across 20W - 240W (2,800-33,000lm). IP66 design for exterior environments, with a low profile, sleek silver anodised aluminum body for harsh weather environments, Premium Street light is for urban applications such as car-parks, pathways and pedestrian areas. PMMA optic lens ensures a high degree of uniformity across a range of spaces and reduced light spillage, thus further enhancing this 140lm/W luminaire to give optimum lux levels through out. Furthermore the Premium Street light is compatible with standard mains photocells. Additional benefits include 100,000 hours maintenance free performance, with no-tools/quick release access to the internal control gear for installation. Unit complete with entry bracket for both 60mm bottom & side-entry hence universally compatible. Angle of illumination can be adjusted around 10° for increased spread.

[DOWNLOAD PRODUCT INSTALLATION MANUAL / GUIDE](#)

[DOWNLOAD UKAS LABORATORY TEST DATA & COMPLIANCE CERTIFICATES](#)

[DOWNLOAD UKAS LABORATORY TEST DATA & COMPLIANCE CERTIFICATES](#)

[DOWNLOAD UKAS LABORATORY TEST DATA & COMPLIANCE CERTIFICATES](#)



Unit 2,  
Delta Court,  
Doncaster,  
DN9 3GN  
text\_phone 03333 444 943  
sales@theledstore.co | <https://ledexperts.co.uk/>