

LED Premium Street Light 80w c/w Photocell NEMA Dusk til Dawn Sensor Flicker Free

£160.02

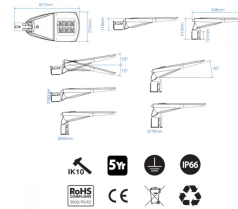
11,200lm



80W
Replaces
150W MHL



LED Premium Street Light DIMENSIONS



Performance-Optimized Design & Robust Construction

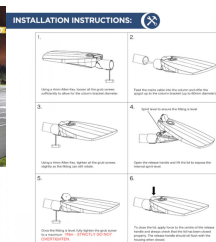


PHOTOCELL ENABLED

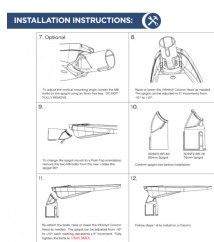

FOR UP TO 80% SAVINGS ON ELECTRICITY

DURABLE, ROBUST AND DEPENDABLE

ULTRASONIC PROTECTANT



DARK SKY FRIENDLY



PRODUCT INFORMATION

LED Type	SMD3030 LEDs
Warranty	5 Year
Part L Compliant	Yes
Dimensions	617mm x 212mm x 118mm
Weight	5.35kg
Windage	0.13m ²
Socket Type	Optional 3 pin NEMA Socket
Equivalent to	70 MHL

TECHNICAL SPECIFICATIONS

Power Consumption	80W
Input Voltage	100-280V AC
Power Factor	>0.96
Operating Temperature	-20°C to 65°C
L70 Rated Lifetime	+100,000hrs

PRODUCT INFORMATION

TECHNICAL SPECIFICATIONS

Ingress Protection IP66

LUMEN PERFORMANCE

Luminous Efficiency 140lm/W
Beam Angle 150° x 80°
CRI (Colour Rendering Index) >80Ra
Lumen Output 11,200lm

AVAILABLE OPTIONS

Colour Temperature 3000K (Dark Sky Friendly- 0% ULOR) 4000K
3-Hour Emergency Version No
Built-in Microwave Occupancy Detector No
1-10V Dimmable Available on Request
DALI Dimmable Available on Request

****Fitting Comes inclusive with integral 3-Pin NEMA Socket and Lucy Zodion 70lux Photocell****

Luminaire designed for column/post mounting at heights of 4 - 16m, with a range of sizes across 20W - 240W (2,800-33,000lm). IP66 design for exterior environments, with a low profile, sleek silver anodised aluminum body for harsh weather environments, Premium Street light is for urban applications such as car-parks, pathways and pedestrian areas. PMMA optic lens ensures a high degree of uniformity across a range of spaces and reduced light spillage, thus further enhancing this 140lm/W luminaire to give optimum lux levels through out. Furthermore the Premium Street light is compatible with standard mains photocells. Additional benefits include 100,000 hours maintenance free performance, with no-tools/quick release access to the internal control gear for installation. Unit available with either 60mm or 76mm entry bracket for both bottom & side-entry hence universally compatible. Angle of illumination can be adjusted around 10° for increased spread.

[DOWNLOAD PRODUCT INSTALLATION MANUAL / GUIDE](#)

[DOWNLOAD UKAS LABORATORY TEST DATA & COMPLIANCE CERTIFICATES](#)

[DOWNLOAD UKAS LABORATORY TEST DATA & COMPLIANCE CERTIFICATES](#)

[DOWNLOAD UKAS LABORATORY TEST DATA & COMPLIANCE CERTIFICATES](#)



Unit 2,
Delta Court,
Doncaster,
DN9 3GN
text_phone 03333 444 943
sales@theledstore.co | <https://ledexperts.co.uk/>